

NARA Newsletter



President’s Message – Randy VE7FAA

I want to start this month by thanking the many NARA members who completed the club’s recent online survey, which closed mid-February. There is lot of information to digest, but the results will certainly assist the club in understanding and improving its engagement with all members. As an example, 72% of members said they intend to operate our club station VE7NA, either in person or remotely; yet 57% of members would not be able to use the VE7NA remote station because they don’t have Advanced certification. On that issue, please read the letter NARA has sent to Radio Amateurs of Canada (RAC), which is reproduced in this month’s *NARA Newsletter*.

Also in club news is that NARA will be making increased use of an internet domain which it has had for many years, but was not being used to its fullest. This domain, [@ve7na.ca](mailto:news@ve7na.ca), is being used by the newsletter team to circulate this edition of the *NARA Newsletter*. As part of these changes, NARA will now maintain its own circulation list to email members and for Newsletter distribution. Thanks Kosta VE7KCY for working with NARA on this, and to Mason VE7PMD for promoting its use.

Work also continues with the new VE7NA station located at the Royal Canadian Air Cadets 205 Collishaw Squadron building. Thanks to all those still working on this project and those who have provided advice and support.

The New NARA Domain

Keen-eyed readers of the NARA Newsletter will have noticed that this month’s newsletter was circulated from

NARA Coffee Klatches 

Day	Frequency	Time	Location
Tuesday	Weekly	10:30 am	South end Smitty’s: #50 10 th Street
Thursday	3 rd Thursday of the month	7:00 pm	Tim Hortons: 2320 Northfield Road
Saturday	Weekly	9:00 am	North end Smitty’s: 2980 North Island Hwy, in Rock City Centre

Island Events	Date	Sponsor
Merville Flea Market	Apr. 21	Comox ARS
Field Day - ARRL	Jun. 22-23	NARA
Canada Day Contest	Jun. 30-Jul 1	NARA
NARA Picnic	Jul. TBA	NARA
Nanaimo Bathtub Race	Jul. TBA	NARA
NIARS Campout	Aug. 15-19	NIARS
Velo Unpaved Bike Race	Aug. TBA	NARA
Canada Winter Contest	Dec. TBA	NARA

a new email address, news@ve7na.ca. Although NARA has held the @ve7na.ca domain for a number of years, it had not been fully utilized. At the February NARA executive meeting it was agreed that this domain would in future be more widely used. This includes for circulation of the *NARA Newsletter*. As far as the Newsletter is concerned, we are also using a new circulation list, this time fully maintained by NARA. This new NARA circulation list replaces the ‘bcwarn’ list which was previously used by the club.

NARA training is also affected by the domain name change. All training inquiries and course information will now use the new email address of training@ve7na.ca. Also, future inquiries to NARA will be handled by emailing either secretary@ve7na.ca or info@ve7na.ca.

Mall Radio Demonstration Science Sunday



Mason VE7PMD last month spearheaded NARA’s participation in Science Sunday at Country Club Centre in central Nanaimo, an event which included showcasing the Amateur Radio Service to young people. It was organized by Nanaimo Science and was held on Sunday, Feb. 25,

between 9 and 11 am. Mason was joined by his daughter Quinn, Devan VE7LSE, Katherine VA7HN, Annika VA7NNI, Kevin VE7KGV, Brandon VE7TZB, Chris VE7TOP, and Kyle VE7ODG. A number of NARA members dropped by for a visit and there was a constant stream of youngsters at the NARA display. NARA visitors included Gerry VE7BGP, Chris VA7PK, Lanaya VE7NAY, Rosemary G0NDB, and David VA7DXX. The display of VHF/UHF antennas certainly drew attention, but without doubt the Morse code practice oscillators and keys were the smash hit of the day. This is an annual event and NARA hopes to return next year.



The NARA display at Country Club Mall on Sunday Feb 25



The Morse keys and oscillators were a smash hit with all of the youngsters

NARA Online Basic Course



In early February the first few students signed up for NARA's new online Basic course. Once registered, students are given access to the new NARA online

cloud-based training folder. Within the folder there are 11 sub-folders, one for each of the 10 NARA-designed Basic courses, and an additional folder which is a short introduction to amateur radio. Each course folder contains a video of the last NARA course plus slides from the PowerPoint presentation. Students can study at their own pace and NARA will arrange for an examiner to provide the Basic exam once the student is ready.

By the end of February one NARA online student was ready to take the Basic exam! All emails to the NARA Training Group should now go to training@ve7na.ca.

NARA Work Bees

- ◆ **Sunday Feb. 4** – More work at the new VE7NA shack location. The main work was to install the DC connectors to the battery bank, DC bus, fusing, battery trickle-chargers and the remote switch, all in the rack. Kevin, Devan, and Jack organized the work. Also present were Randy VE7FAA, Chris VE7TOP, Mason VE7PMD, David VA7DXX, and Len VA7LGM.
- ◆ **Wednesday Feb. 7** – Randy and Jack continued work on the battery bank and DC distribution system at the new VE7NA station.
- ◆ Thanks also to Mason VE7PMD, who on behalf of NARA has taken charge of internet enhancements for the cadet building.

Thank you Sunnus Farm

In 2022 and 2023 NARA's Summer Field Day was held at Sunnus farm in Cedar-Yellow Point. This has proven to be a great coastal radio site, with tall trees for dipole antennas and great take-off over the ocean. In 2023 NARA made over 1,000 contacts from this site.

In recognition of Sunnus Farm for 2022 Field Day, NARA last year presented the owners with a wooden bench. To again recognize the kindness of the owners of Sunnus farm, a plaque for 2023 Field Day was added to the bench last month. The new plaque, installed by Mike VA7WPM and David VA7DXX on Feb. 8, 2024, is pictured below.

Fittingly Ron Sunnus was there to greet Mike and David when they arrived to install the plaque. Ron said that the Sunnus family has owned land on the present farm site

since 1898. Thank you, Ron, and the Sunnus family, for letting NARA use this amazing place for our annual Field Day.



The original 2022 plaque with the new 2023 plaque

Letter to RAC – Remote Operation

On Feb. 2 NARA emailed a letter to Radio Amateurs of Canada concerning the limits on the use of remote operation by Canadian amateurs. The letter, signed by NARA's president and vice-president and several other BC clubs, is as follows:

“The Nanaimo Amateur Radio Association (NARA) is writing this letter to Radio Amateurs of Canada (RAC) to raise a concern about the regulation of remote-station use by Canadian amateurs.

Specifically, we note that RIC-3 section 4.1.1., as set out by Innovation, Science and Economic Development Canada (ISED), stipulates that an amateur operator may use a remote station only if they possess Advanced certification.

This requirement appears to us to be outdated and contrary to the interests of the Amateur Radio Service, which in Canada has thrived on the technological innovation of its diverse membership since the days of Marconi and Fessenden. The technology for, and interest in, remote operation has grown and improved significantly since this regulation was drafted. Remote station operation for HF is now ubiquitous and easy to use.

We submit that it is unreasonable to require an amateur with Basic+ certification, which grants access to all amateur bands below 30 MHz (HF), to obtain Advanced certification to operate via a remote station on the same HF bands.

We also note, anecdotally, that increasing numbers of amateurs live in apartments or condominium units, urban areas where yard space is limited, or must abide by strict strata or rental regulations; all of which may limit the ability to put up an antenna. Remote club

stations can allow amateurs in such circumstances a way to operate effectively, easily, and safely on HF.

Remote-operation licensing provisions for amateurs in the United States, the United Kingdom, and New Zealand include no such restriction. Even the Foundation licence in the U.K., intended for the absolute beginner with a maximum of 10 watts of power on all bands, will allow for remote operation.

NARA's position is that a change in this regulation is required so that those with Basic+ certification are also permitted to use remote club stations for HF operations.

We respectfully request that RAC consider initiating discussions with ISED to bring about this change for the benefit of all Canadian amateurs. NARA is supported by a number of BC Radio Clubs who are also interested in remote operation for their members.”

NARA thanks those BC clubs who support NARA's initiative. This letter was acknowledged by Keith Whitney VE7KW, the RAC director representing radio amateurs in BC and the Yukon.

Newly licensed? Your Next Steps



Many amateurs who have just earned their certification and are proud of their new call sign often want or need advice on their next steps in amateur radio. To answer such inquiries the NARA Training Group has prepared a document full of advice, ideas, suggestions, and on-air activities for the newly-licensed amateur. The NARA Training Group would be happy to give you access to this document. Please email training@ve7na.ca for your copy.

Next Steps - Getting Going on the VHF & UHF Bands

And lots of other things you need to know about Amateur Radio

By: The NARA Training Group
Prepared for the:
Nanaimo Amateur Radio Association
Nanaimo, BC

A photograph of a radio antenna mounted on a trailer.

NARA Antenna Trailer

NARA's antenna trailer, much in need of an upgrade, is undergoing a refresh with new lighting, some welding,

and new brackets to support additional antenna-related loads. NARA member Kevin VE7KGV is undertaking this work on behalf of NARA. It is planned that the revitalized trailer will be available for this year's Field Day in June.

How is DX – David VA7DXX


A quick reminder that the very popular ARRL SSB DX Contest takes place over the weekend of March 2-3. It starts at 4 pm on Friday, March 1. Remember that in this contest the world is beaming towards North America so it will be an ideal time to make some DX contacts, especially with the bands generally being in such good shape. In BC we just need to send the signal report and province by saying '59 BC'. Stations outside of North America send the same report plus their power level. I report later on my activity in the CW leg of this contest.

Last month I listed the Top 10 DX countries on the Most Wanted list from the West coast of North America. A member asked me about activity from North Korea, which has remained at the very top of all of the Most Wanted lists. The Democratic People's Republic of Korea (DPRK), which we often refer to as North Korea, does not normally allow amateur radio. However, as far as I know there have been four authorized operations in the last 29 years.

The first amateur radio operation from North Korea I am aware of used the call sign P5/OH2AM in 1995. I gather that this was a quick demonstration of amateur radio by the very well known Finnish operator Martti Laine OH2BH. I have met Martti in Europe on several occasions. Martti has put many new countries on the air and has been an inspiration to the DX community. Four years later on Apr 21, 1999, Martti took to the airways again from North Korea as P21BH (QSL card below) for the second of four documented operations. He made just short of 300 contacts in the four hours of operation that he was permitted.



The third operation was by Ed Giorgadze 4L4FN from Tbilisi, Georgia. Apparently, Ed had been trying for over two years to obtain permission to operate from the DPRK. In 2001 he was finally given permission. Ed brought his ICOM IC-706 to Pyongyang, the capital of the DPRK, and over many months improved his antenna system and achieved DXCC. Then on Friday, Nov. 22, 2002, Ed was called to a meeting and politely asked to cease all transmitting and to pack up his equipment. Ed had operated using the call sign P5/4L4FN and made some 16,000 contacts. My own DX contact with Ed in North Korea was on 15m SSB on Nov. 11, 2002, so I luckily made it before he had to close down his station. I never received a QSL card for my contact, but it was confirmed via ARRL's Logbook of the World. The actual QSL card used by Ed is reproduced below.



The last operation from the DPRK that I know of was by Dom Gryzb 3Z9DX, of Poland, in December 2015. Dom was visiting North Korea to plan for an amateur radio event the following year when he suddenly appeared on the air as P5/3Z9DX. His short weekend operation was supposed to be a demonstration for DPRK officials. Dom made contact with just a few hundred stations on 20m and 15m SSB before going off the air.

When North Korea comes back on the amateur airways again remains to be seen, but for now the DPRK remains at the top of all of the worldwide wanted lists.

Speaking of countries with restrictions on amateur radio, it was reported that the issuing of amateur radio call signs in Cambodia was paused in early 2023. However, the political and regulatory climate has now changed and licenses are again being issued.

In March we can expect DXpeditions from: Benin (TY5C), Sint Martin (PJ7AA), Grenada (J3), Tanzania (5H3VJG), New Caledonia (FK), Curacao (PJ2), East Kiribati (T32EU),


Bahamas (C6A), Lesotho (7P8EI), Guadeloupe (TO1Q), Cyprus SBA (ZC4MK), Turks & Caicos (VQ5P), Austral Islands (TX5XG), Maytte (TO5LA & TO4VV) and Vanuatu (YJ0VK).

The ARRL DX CW contest over the weekend of Feb. 17-18 was really fun, conditions were good, and there was plenty of activity. Stations from outside of North America in this contest give their power as part of the contest exchange. It seemed to me that more European stations than in the past were running just 100 watts, but that may just have been the good conditions of course. I made 909 contacts in 17 hours of operating, averaging about 54 contacts per hour, or one contact about every 67 seconds. For example, during the last hour of the contest on 10m I made 58 contacts, largely with Japanese stations. One JA gave his power as 5 watts. All this highlights the good conditions and the high activity levels. A friend near London, England, asked me how many stations I had worked in the UK, and I counted 33 in my log. The SSB leg, as mentioned earlier, of the ARRL DX contest is over the weekend of March 2-3, details at <https://www.arrl.org/arrl-dx>.

Tom VE7TOM in Nanoose reports good progress with his DXCC and countries worked. Tom has now worked DXCC on all bands 30m through 10m, with a total of 233 countries worked so far. Tom also has a great setup on the 6m band and is working towards Worked All States on 6m. He is missing just a couple of states as of now. Great going, Tom.

Finally, there was another intense solar flare on Feb. 22 which was classed as an X6.3. This was the most powerful in Cycle 25 so far and the most powerful since 2017. You can see the intense burst of UV light in the picture below. It is the UV radiation from the Sun which activates the ionosphere. On Saturday, Feb. 24, I worked a UK station near Manchester on SSB (yes, SSB) who was using a 3-element beam, and I could still hear him when he reduced power to 10 mW!

**The sun at 2:34 pm
Pacific time on
Thursday, Feb.22.**



Remembering Eric VE7DJA

Everyone who has ever used a repeater in Nanaimo will of course know the call sign VE7DJA. Two repeaters bear the VE7DJA call sign, but what of Eric Stevenson (SK) who originally held the call sign?

Eric's daughter, Suzanne, recently wrote to NARA to remember her father and she kindly gave the *NARA Newsletter* permission to reproduce some memories and pictures of her father. Suzanne was delighted to hear that her father's call sign is still on the air and in service to radio amateurs in the Nanaimo area. She now lives in Nova Scotia with her mother.

Eric clearly had a passion for repeaters. Here are some of Suzanne's memories:

- ◆ *A couple of favourite memories are the time they were setting up equipment on the water tower up above Malaspina and Dad let us climb up with him to the top of the water tower and swore us to secrecy and not tell our mother!*
- ◆ *Dad would load our bikes into the back of his truck with his gear and off we would go for the day. He'd set up a 'boundary' of where we could play and ride, and we would spend the day exploring and bugging dad and his buds.*
- ◆ *A lot of my childhood was spent with weekends being dragged from one repeater site to another.*
- ◆ *Another time we were heading up to Mount Benson on what was barely a road at the time in his beater of a Datsun truck, so bumpy that the keys fell out of the ignition, but the old truck kept going! When we got to the site, dad reached behind the seat and pulled out jelly doughnuts that Roger VE7AHV had given him earlier and we thought it was completely magical!*
- ◆ *We were at many Field Days and always had so much fun. I also remember a big group trip to Saturna Island to set up a repeater site there too*
- ◆ *When I start to think of all the great times we had because of amateur radio, I definitely smile more on the inside. Dad made some great friends, both locally and all over the world. He was an amazing guy who packed more into his short 43 years than most of us will in a normal lifetime.*

These are the pictures which Suzanne sent to NARA



The newer Datsun truck which Eric VE7DJA had when the keys fell out!



Eric checking out the repeater in the little cement room at the water tower site



Eric VE7DJA at Field Day in Ladysmith

NARA Events for March

March 7 - NARA Executive Meeting (Zoom)

March 14 - NARA General Meeting (Zoom)

NARA Membership Survey

NARA received 71 responses to the recent NARA survey, of which 91% were from NARA members. The results have been rounded and summarized in some cases. Here are some key results tabulated in table form:

Q: What Canadian qualifications do you hold?

Basic	16%	
Basic + (with HF)	41%	Either 80+ in the Basic exam or the CW qualification
Advanced	43%	

17 members report having their CW qualification

Q: What age band are you in?

Under 20	0%
21-40	12%
41-60	15%
61-80	64%
Over 80	9%

Note that in the past three years NARA has trained at least six people under the age of 20 who now have call signs.

Q: What are your favorite bands

HF	42%
VHF	34%
UHF	22%
Above 3 GHz	1%

Q: What are your favorite modes

Phone	65%	FM, AM, SSB, Digital voice
CW	5%	
Digital	27%	RTTY, FT8, Winlink, WSPR, Packet & APRS

Q: Are you able to put up an external antenna at home?

Yes	85%
No	15%

Q: Do you use the Island Trunk System

Yes	63%
No	37%

Q: How often do you use the local repeaters

Daily	22%
Every few days	21%
Weekly	18%
Monthly	13%
Do not use	26%

Q: Do you intend to operate NARA's new club station?

Yes	72%
No	28%

Q: Do you take part in NARA contests?

Yes	55%
No	45%

Q: Would you be interested in post Basic training (not including Advanced or CW)

Yes	47%
No	53%

Q: Would you be interested in CW training? Of those that don't have their CW certification.

Yes	69%
No	31%

Q: Would you be interested in training to obtain your Advanced certification?

Yes	44%
No	56%

Q: Have you ever had to deal with a case of RFI or EMI?

Yes – affecting close neighbors	10%
Yes – close neighbor affecting me	9%
Yes – power line noise	32%
No	49%

Q: Do you operate mobile

Yes	88%
No	12%

Q: Do you operate APRS when mobile

Yes	39%
No	61%

Do you follow NARA on Facebook?

Yes	67%
No	33%

Q: Do you use Discord?

Yes	36%
No	64%



The Satellite Downlink
Portable Operation via Motorcycle at
the BC/NWT Border, August 2021
Bruce VA7PTN

One of my favorite things about amateur radio is that I can combine it with travel. This often includes camping and Parks on The Air (POTA) activation. In August of 2021, with the ink still wet on my first Certificate of Proficiency, I left home on a two-week motorcycle trip through northern BC and southern Yukon with my best friend, Scot. We have been friends for decades, sharing many adventures and several hobbies. In 2007, with his support, I learned to ride and got my motorcycle licence. Since then we have made several trips through western Canada and the US. By 2021, when I found my interest in motorcycling declining and had decided to sell my bike, we planned one last bike trip together. This time I was excited to include FM satellite operation with our motorcycle touring adventure. I packed a compact setup consisting of an ICOM IC-705 for TX, ICOM IC-R6 for RX, an Arrow II antenna, and a 10Ah LiFePO4 battery .



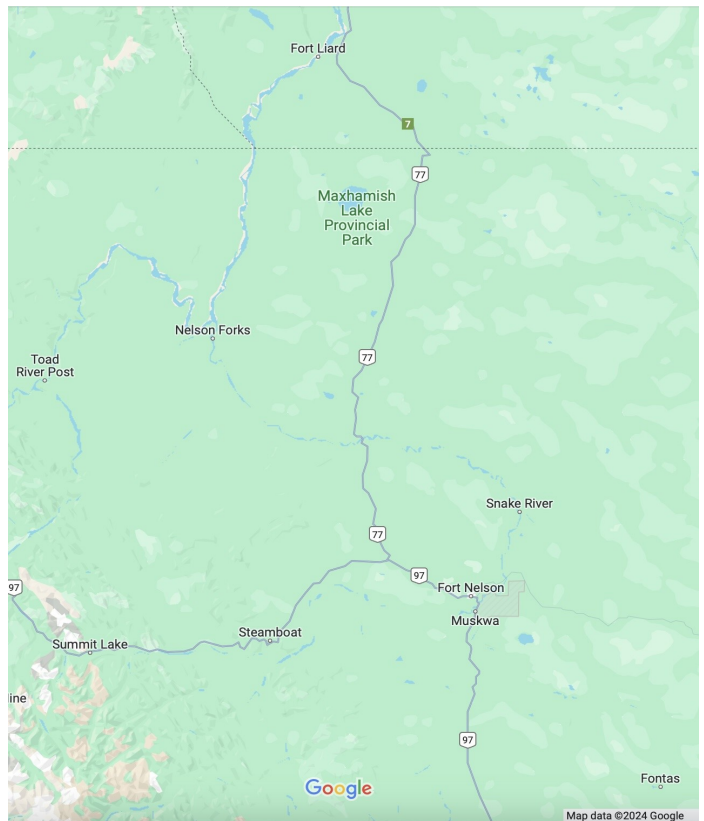
VE7PTN's motorcycle portable satellite rig consisting of an ICOM IC-705 for TX, ICOM IC-R6 for RX, an Arrow II handheld antenna, and a 10Ah LiFePO4

As typical for us, our trip was thoroughly planned before departure with daily objectives and activities. We left Nanaimo heading north, taking the *Northern Inspiration* ferry to Prince Rupert. Shortly after our departure from Port Hardy, I did my first ever Marine Mobile operation, activating grid CO60 with five QSOs. Over the next week we travelled through northern BC, taking Highway 37 to Watson Lake, YT, and then turning east on Highway 97. We were travelling every day and I usually did a single satellite activation when we arrived at our daily destination. At the mid-point of the trip we planned to spend a couple nights in Fort Nelson, BC, to catch up on laundry and make a day trip on a disused section of the Alaska Highway. This day trip would be our off-road “adventure day.” Because we would be returning to the same hotel, we could leave most of our luggage behind to keep the bikes as light as possible; this included my radio gear.

The morning of our adventure day did not go as planned. Without going into graphic detail, it was necessary to make a trip to the local urgent care clinic. Things turned out OK, but the morning was lost. After lunch we decided to head to our off-road destination and at least make a short ride on the disused highway. Upon arriving at the “intersection” with Highway 97, just south on Fort Nelson, we discovered that the off-road route was seriously overgrown with trees and not more than a single-track goat trail through some mud; well beyond my riding skill level. Despite our planning, the day was giving us nothing but lemons. However, we decided to pivot and developed a plan to “make lemonade” out of the day.

Before we left home we knew that entry into the Northwest Territories was prohibited to non-residents due to pandemic travel restrictions. So we had not included it on our route. But with an afternoon free, a side trip up Highway 77 (Figure 2.) to the BC/NWT border could be interesting. And the border falls on the grid line between CO89 and CP80 (60°N latitude). If accessible it would be a great spot for a satellite activation. To top it off, there was a suitable pass of SO-50 that would happen about the time we arrived at the border... if we hurried. After a quick stop at the hotel to pick up my satellite gear we were headed north on Highway 77 under sunny skies. At the start of the highway there was signage warning that the border was closed about 140 kilometers north. Undaunted, we headed up the

highway, stopping along the way while still in CO89 to work PO-101 for five QSOs. After that activation I realized that the SO-50 pass was less than an hour-and-a-half away and we still had about 120 kilometers to travel. Stopping for the PO-101 activation might have cost me the chance of activating the gridline. Scot and I discussed the situation and decided to make a run for the border without delay. Since the border was closed and there were no other destinations along the highway, it was deserted except for us. We continued north and made excellent time, seeing only one other vehicle and passing a herd of buffalo grazing off the side of the road.



Map of the portion of Highway 77 from Fort Nelson, BC, to the Northwest Territories border. (Picture taken from Google Maps.)

We arrived at the border with about 15 minutes to spare before the SO-50 pass. (Perhaps you are doing the math to calculate our average speed – motorcycles are fun!) With improved luck compared to our morning, the closed border crossing was about 500 metres past the gridline, meaning we would not need to violate any pandemic restrictions to access it. I quickly located the exact gridline using GPS and set up my radios for the activation. Scot was an excellent assistant, assembling the Arrow II satellite antenna for me, saving me a few minutes. I was QRV just as SO-50 was coming over the horizon – perfect timing (Figure 4.). I activated the

the gridline — only my second time doing this — for four minutes with eight QSOs completed. Low Earth Orbit satellites are almost as fast as motorcycles.



Scot and Bruce VE7PTN take a selfie at the BC-NWT border in August of 2021, closed at the time due to pandemic travel restrictions



Bruce VE7PTN operating satellite SO-50 from the side of Highway 77 on the CO89 / CP80 gridline (60°N latitude) in August 2021. The closed border access to the Northwest Territories is visible in the background

With the pressure off and a successful activation in the log, we took our time for some photos of our motorcycles parked on the empty highway (Figure 5.) As we headed back south on Highway 77 to Fort Nelson, we re-passed the buffalo herd. They were much closer to the road this time, with a few on the road. It was a nervous and slow ride as we passed the huge animals, ready to hit the throttle to escape an angry looking bull if he decided to charge us. Thankfully both people and animals remained calm, and we were on our way back to the hotel.

Safely back in Fort Nelson we enjoyed a leisurely pizza and beer dinner, reliving the day's excitement. The day started off as a low point of the trip; but by the end it was one of our most memorable and rewarding. It just goes to show that if the day gives us lemons, it is up to us to make the lemonade!



Bruce VE7PTN and Scot's motorcycles parked on an empty section of Highway 77 north of Fort Nelson, BC in August 2021.

In other news: the GreenCube deactivation announced for Feb. 5 this year thankfully did not happen. In fact, as I write this, it is passing overhead and I can hear the data bursts from the digipeater coming from my IC-9700's speaker. It continues to be a popular satellite while AMSAT-Italy is negotiating with the Italian Space Agency on its future. Hopefully they will come up with an agreement that allows GreenCube to continue operating.

Well, that's all for another month. 73.

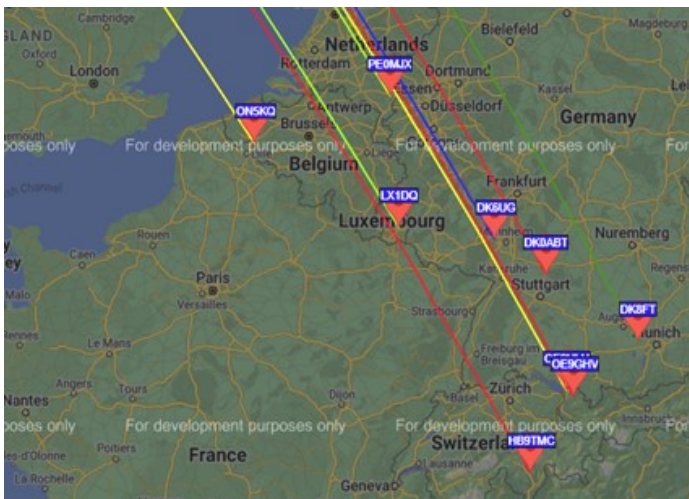
The Power of WSPR

The WSPR mode (pronounced “whisper”) stands for Weak Signal Propagation Reporter. The mode is part of the WSJT suite of low-noise weak-signal transmissions initially designed by Nobel prize winner Joe Taylor K1JT, hence the use of the JT initials in the program suite. To transmit WSPR you can download a piece of software called WSJT-X or use JTDX. This software will give you access to a number of different digital modes, which includes WSPR. By linking your computer to your HF transmitter and using a data or SSB mode you can then

transmit the frequency-shift keying (FSK) signal required for WSPR.

Each WSPR transmission occupies a two-minute window. The transmissions are very accurately timed so that the receiving station can synchronize with the transmitting station. Each WSPR transmission contains your call sign, your Maidenhead locator (QTJR) and your power level in dBm. The transmission uses Forward Error Correction (FEC) to convey the data. If you are receiving WSPR then the received FSK transmission can be received and decoded down to about -28 dB by the WSJT-X or JTDX software. Thus, a very low power WSPR signal can be received-decoded over very long distances. The WSPR mode is largely used to seek out potential propagation paths using low power transmissions.

David VA7DXX has been using WSPR, on and off, for about 14 years, but recently decided to build a dedicated 80-10m self-contained GPS locked WSPR beacon transmitter designed by a friend in Vancouver. In all, there were 11 such kits and after obtaining one David completed building and testing his WSPR beacon in early February. The first time that the 1.2-watt WSPR beacon was used by David on a dipole was Feb. 7 on the 40m band at 3 pm in the afternoon. Listeners in Europe who reported the 1.2-watt beacon transmitter from the first 10 minutes of operation are shown below.



VA7DXX's 1.2 Watt WSPR beacon on 40m. Within 10 minutes of operation signal reports were received from Belgium, the Netherlands, Luxemburg, Germany, Austria and Switzerland

Comox 2024 Ham Swap & Flea Market

A further reminder that the Comox Valley Amateur Radio Club annual Swap & Flea Market will be Sunday, April 24. The venue is at the Merville Hall, 1245 Fenwick Road, off

Highway 19A, just north of Comox-Courtenay. Vendors must book tables (\$20) in advance. To book a table contact Brian VE7RD at sells795@telus.net.

Royal Canadian Air Force 100th Anniversary



The Royal Canadian Air Force celebrates its Centennial during April this year.



The RCAF Centennial celebration is an opportunity to honor the Royal Canadian Air Force personnel and their accomplishments. The Centennial will be celebrated all over Canada in so many different ways.

On Vancouver Island Comox Armed Forces Day on May 18 will feature an Air Display.

From an amateur Radio perspective the SARC (Surrey Amateur Radio Communications) is the proud sponsor of the amateur call sign VE7RCAF which will operate during the month of April.

SARC is encouraging BC amateurs to use this callsign from their own homes. To reserve a time slot to use the VE7RCAF call sign go to https://drive.google.com/file/d/1_fkPdYJ7DDDSLVRVGY6822hJ_gd0nEfy6/view.

The volunteer group of NARA members producing this newsletter would like to thank all those who provided material for this month's issue.

The deadline for the April 2024 issue of the NARA Newsletter will be noon on Thursday March 28 with an intended publication date of March 31.

News items and comments should be sent to:

news@ve7na.ca